

# Wide Angle Mirrors - Class IV, V & VI



Wide angle mirrors are used to perform different functions.

Class IV mirrors are used with a main mirror, class II or III, and give drivers greater lateral visibility.

The rendered image to the left shows the M455CE, a class IV mirror from page 20.



Class V, or kerb, mirrors are placed above the door on the nearside of a vehicle and allow drivers to see the blind spot at the side of the road.

The image to the right shows an Ashtree wide angle mirror mounted onto a S1800 series mirror arm.




Class VI mirrors give the driver visibility across the front of the vehicle.

These two images show an entire class of school children who were invisible to the driver without the use of an Ashtree class VI mirror.

# Wide Angle Mirrors - Class IV, V & VI

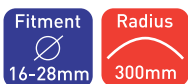
## M238CE

e11 IV & V 03\*6320



## M2381CE

e11 IV & V 03\*6320



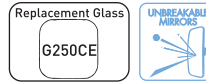
## M250CE

e11 IV & V 03\*6843



## M250CEB

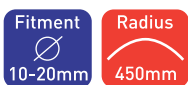
e11 IV & V 03\*6843



Spares Kit - Y2645 - see page 61

## M3102CE

e11 IV 03\*6633




## M3102CEB

e11 IV 03\*6633



## M430CE

e11 IV 03\*6404



## M430CEB

e11 IV 03\*6404



## M430CEA1

e11 IV 03\*6404



## S1090

Arm Only

The M430CEA1 comes complete with the S1090 arm.



Arm with 2 x 6mm slots at 40-60mm centres

# Wide Angle Mirrors - Class IV, V & VI

## M435CE

e11 IV & V 03\*6588

**Fitment**  
10-20mm

**Radius**  
300mm

Replacement Glass  
**G435CE**



## M435CE- Stud

e11 IV & V 03\*6588

**Fitment**  
M6  
Stud

**Radius**  
300mm

Replacement Glass  
**G435CE**



## M4402CE

e11 IV & V 03\*8012

**Fitment**  
10-20mm

**Radius**  
450mm

Replacement Glass  
**G4402CE**

UNBREAKABLE MIRRORS



## M4402CEB

e11 IV & V 03\*8012

**Fitment**  
10-20mm

**Radius**  
450mm

Replacement Glass  
**G4402CE**

UNBREAKABLE MIRRORS

## M455CE

IV 46R 048748

**Fitment**  
10-20mm

**Radius**  
300mm

Replacement Glass  
**G455CE**



## M455CEB

IV 46R 048748

**Fitment**  
16-28mm

**Radius**  
300mm

Replacement Glass  
**G455CE**

## M504CE

e11 IV 02\*5465

**Fitment**  
16-22mm

**Radius**  
450mm

Replacement Glass  
**G504CE**



## M504CEA

e11 V 02\*5465

**Radius**  
450mm

Replacement Glass  
**G504CE**

M504CEA is the M504CE mirror complete with the S1216 arm

## S1216

Arm only



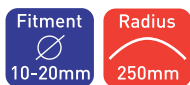
Arm with 2 x 7mm slots  
at 75-80mm centres



# Wide Angle Mirrors - Class IV, V & VI

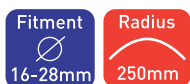
## MX550CE

e11 VI 03\*6447



## MX550CEB

e11 VI 03\*6447



Unbreakable lens

## MX550CEA

e11 VI 03\*6447



The MX550CEA comes complete with the S1091 arm. This is 440mm long and is 19mm in diameter. The clamp will fit arms of 16-28mm. This arm is available as a separate component.

## S1091

Arm only



## MX550CEA3

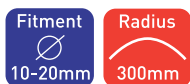
e11 VI 03\*6447



Unbreakable lens. Universal class VI mirror kit complete with arm and mounting bracket suitable for vertical or horizontal fitment.

## M5601CE

e11 VI 46R 048505



## M5601CEA

e11 VI 46R 048505



"B" versions of both mirrors are available with a clamp that fits 16-28mm diameter mirror arms

## S1091

Arm only



The M5601CEA comes complete with the S1091 arm. This is 440mm long and is 19mm in diameter. The clamp will fit arms of 16-28mm. This arm is available as a separate component.

## MX635CE

e11 VI 03\*6343



## MX6351CE

e11 IV & V 03\*6343



Unbreakable lens

"B" versions of both mirrors are available with a clamp that fits 16-28mm diameter mirror arms.  
See also S1400 & S1412 on page 47