





  
**ASHTREE**  
VISION & SAFETY

**Agricultural Machinery Products**





Certificate Number 21627



Certificate Number 21627



Certificate Number 21627





# Main Mirrors - Classes II & III

## M450CE

II 46R 048749

Fitment  
10-20mm

Radius  
1200mm

Replacement Glass  
G450CE



## M450CEB

II 46R 048749

Fitment  
16-28mm

Radius  
1200mm

Replacement Glass  
G450CE



**M450CE-42 model for 25-42mm diameter mirror arms also available.**  
**This may be subject to minimum quantities**

## M528CE

e11 III 03\*6126

Fitment  
16-28mm

Radius  
1800mm

Replacement Glass  
G528CE



## M5000CEA4

e11 III 03\*6623

Fitment  
10-20mm

Radius  
1800mm

Replacement Glass  
G500CE



**M5000CE mirror with 210mm arm and mounting bracket**

## M626CE

e11 II 03\*6125

Fitment  
16-28mm

Radius  
1800mm

Replacement Glass  
G626CE



## M6261CE

e11 III 03\*6125

Fitment  
16-28mm

Radius  
1200mm

Replacement Glass  
G6261CE



# Main Mirrors - Classes II & III


## M640CEB

II 46R 048750

Fitment  
16-28mm

Radius  
1200mm

Replacement Lens  
G640CE




## M703CE

E11 049212

Fitment  
16-28mm

Radius  
1800mm

Replacement Glass  
G703CE



## M8231CEB

e11 II & III 03\*6921

Fitment  
16-28mm

Radius  
1200mm

Replacement Glass  
G8231CE



# Wide Angle Mirrors - Class IV, V & VI

## M250CE

e11 IV & V 03\*6843




## M250CEB

e11 IV & V 03\*6843




## M455CE

IV 46R 048748




## M455CEB

IV 46R 048748



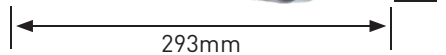
## MX550CE

e11 VI 03\*6447



## MX550CEB

e11 VI 03\*6447



Unbreakable lens

## MX635CE

e11 VI 03\*6343



## MX6351CE

e11 IV & V 03\*6343



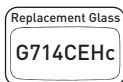
Unbreakable lens



# Twin Lens, Powered and Adjustable Mirrors

## M912CEH

e11 II 03\*6645



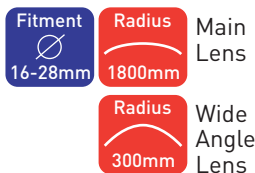
Single lens, electrically adjustable & heated

**These parts are 24V, please ask if a 12v option is required**

**If required, the Y2675 cable and Y2677 switches can be used to power/operate this mirror**

## M922CEH

e11 II IV 03\*6641



Power adjustable & heated main lens  
Fixed/heated wide angle lens

**These parts are 24V, please ask if a 12v option is required**

**If required, the Y2675 cable and Y2677 switches can be used to power/operate this mirror**

## Y2675

6 way plug with 2 metre cable



## Y2677-24

24 volt switch

## Y2677-12

12 volt switch

4 way mirror adjustment switch (both sides). Complete with 2 metres of cable  
Dimensions: 47mm x 38mm to fit hole 44mm x 33mm



# Twin Lens, Powered and Adjustable Mirrors

## M930CEH

E11 46R04/09\*9211\*00

Fitment  
19-25mm

Radius  
1200mm

Main  
Lens

Radius  
300mm

Wide  
Angle  
Lens



## Y3107

6 pin male round plug with  
3.5m wire for use with  
M930CEH mirrors



## Y3165

12/24 volt switch for left and  
right mirrors, complete with  
45cm cable



M930CEH-12 Heated and 12v powered adjustable-main lens only  
M930CEH-24 Heated and 24v powered adjustable-main lens only

## M926CE

E11 II, III & IV 048173

Fitment  
16-28mm

Radius  
1200mm


Main  
Lens

Radius  
300mm

Wide  
Angle  
Lens

Replacement Glass  
GW433CE  
MAIN LENS

Replacement Glass  
GW232CE  
WIDE ANGLE LENS



## Y3098

2 pin male plug with 1.5m wire for use  
with M926CEH mirrors. One cable  
required for each mirror



M926CE - Manually adjustable  
M926CEH - Manually adjustable and 24v heated  
M926CEH-12 - Manually adjustable and 12v heated  
Requires the Y3098 cable to run power to the mirror



## M2000CEA2

e11 III 03\*6624

Radius

1200mm

Replacement Glass

G200CE

## M2000FEA2


e11 III 03\*6624

Radius

Flat

Replacement Glass

G200FE




Mounting bracket has two M6 slots that fasten at 40-60mm centres

## M235C

Fitment  
M6  
Stud


Radius  
200mm



## MX943

Fitment  
10-20mm

Radius  
100mm



## M435CEA2

e11 IV & V 03\*6588

Radius

300mm

Replacement Glass

G435CE



Mounting bracket has two M6 slots that fasten at 40-60mm centres







# Mirror Arms S2000



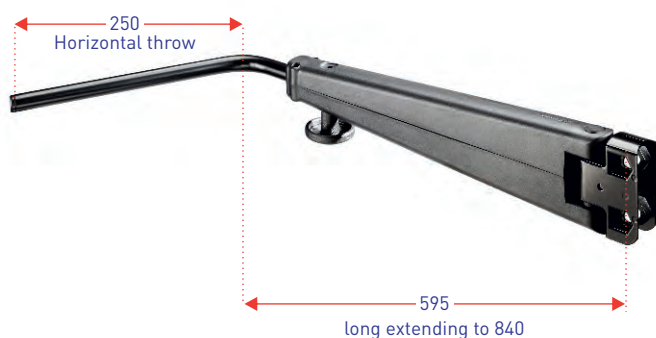
The Ashtree, S2000 series, extending arms are suitable for use on the existing footprint of popular models making them suitable for replacement parts as well as OEM applications.



**S2001**



**S2002**



**S2003L**



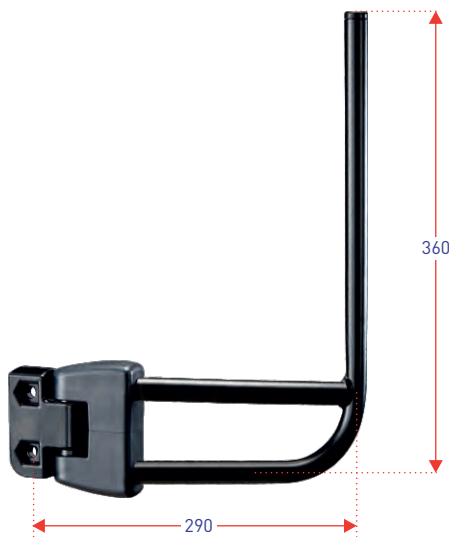
**S2003R**

# Mirror Arms S1800

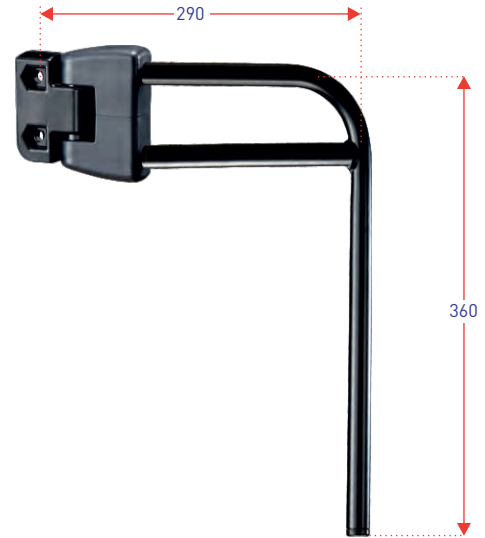
The S1800 range of arms are designed to be mounted onto a body mounted tab, ideal for when drilling holes isn't practical. Different styles give more options in positioning and also mirrors required to meet visibility requirements



**S1801 & S1802**



**S1852**



**S1851**

e11 III 03\*6623



M5000CE mirror  
c/w S1801 mirror arms.



**M5000CE-S1801**

**Some concept ideas using the S1800 series mirror arms**



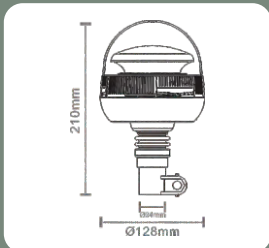


The Pro-First range of beacons are Reg 10 & Reg 65 approved unless otherwise stated. They have been tried and tested across Europe for several years and have proved to be a great success.



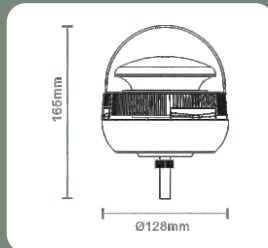
**AVS-BEA200**

200 Series LED Beacon  
Flexi DIN mount  
12/24V  
REG 10 & Reg 65 approved



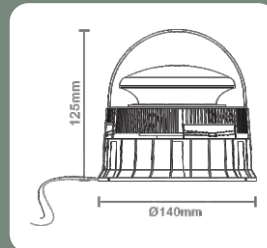
**AVS-BEA201**

200 Series LED Beacon  
1 Bolt mount  
12/24V  
REG 10 & Reg 65 approved



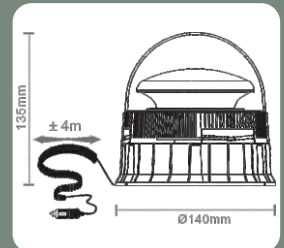
**AVS-BEA202**

200 Series LED Beacon  
3 Bolt mount  
12/24V  
REG 10 & Reg 65 approved



**AVS-BEA203**

200 Series LED Beacon  
Magnetic mount  
12/24V  
REG 10 & Reg 65 approved



**S900-DIN-Ver**



**S900-DIN-Hor**

Designed for fitment on vertical or horizontal surfaces, these beacon mounts fasten on 2 x M6 threads at 60mm centres. They adjust at 20° increments and are ideal for preventing damage to beacons in transportation. They can be supplied with Ashtree AVS-BEA200, AVS-TMA300 or as a separate part

## The Mighty Atom The mini light with mighty performance

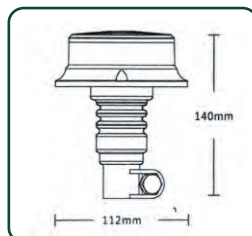
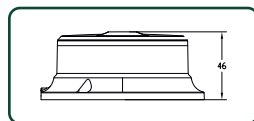
The TMA series is compact in size and offers a unique solution for restricted access mounting or where product vulnerability might be an issue. Whilst TMA may be small it delivers on lighting performance meeting the stringent ECE Reg 65 lighting regulation. This is achieved by using 18 x 1 watt LED emitters producing an outstanding warning light output.

### Part numbers:

**AVS-TMA 200** - Magnetic  
**AVS-TMA 100** - Flexi DIN  
**AVS-TMA 300** - 3 bolt fixing

### Specification:

- ECE Reg 65 approved
- Max Current; 1.7amp @12v, 0.85amp @24v
- IP 67 rated
- Reg 10 approved
- 18 LED 1Watt emitter
- Voltage 9-30v
- Multiple amber flash patterns including double, quad & quint flash





are proud to supply:

**LIEBHERR**




BUS & COACH



**MULAG**

**Mecalac**



**ALEXANDER  
DENNIS**



*PowerBully*



**EGHOLM**



Ashtree would like to thank the customers above for permission to use their logos.

Ashtree Works, Brownroyd Street, Bradford, BD8 9AF, UK.

Tel: (0)1274 546732

Email: [sales@davsuk.co](mailto:sales@davsuk.co)

[www.avsuk.co](http://www.avsuk.co)



Certificate Number 21627



Certificate Number 21627

