




The background of the entire page is a collage of construction equipment. On the left, a large side-view mirror shows a construction site with yellow traffic cones and a building. On the right, there's a close-up of an orange tractor with a large black tire. At the bottom right, another side-view mirror shows a yellow skid steer loader. The company logo, a stylized 'A' made of two triangles (one blue, one red), is positioned above the company name.

ASHTREE
VISION & SAFETY

Construction Equipment & Specialist Machinery

Earth Movers, excavators, loading
shovels, dump trucks, skid steers and more

Issue 1 - July 2024



Certificate Number 21627



Certificate Number 21627



Twin Lens, Powered and Adjustable Mirrors



The twin lens M926CE is widely used to increase visibility on different types of vehicle and machine. The standard lens gives great rearward visibility whilst the wide-angle lens can be adjusted to cover blind-spots close to the side of a machine. In the image to the left, you can see cones placed by the rear axle that would have otherwise been out of sight to the machine operator.



Twin Lens, Powered and Adjustable Mirrors

M912CEH

e11 II 03*6645





Single lens, electrically adjustable & heated

These parts are 24V, please ask if a 12v option is required

If required, the Y2675 cable and Y2677 switches can be used to power/operate this mirror

M915CEH

e11 II 03*6203



M9151CEH

e11 III 03*6203



M916CEH

e11 II 03*6203



M915CEH & M9151CEH

Single lens, electrically adjustable & heated

M916CEH

Single lens, hand adjustable & heated

These parts are 24V, please ask if a 12v option is required

If required, the Y2675 cable and Y2677 switches can be used to power/operate this mirror

M922CEH

e11 II IV 03*6641




Power adjustable & heated main lens
Fixed/heated wide angle lens

These parts are 24V, please ask if a 12v option is required

If required, the Y2675 cable and Y2677 switches can be used to power/operate this mirror

Y2675

6 way plug with 2 metre cable



Y2677-24

24 volt switch

Y2677-12

12 volt switch

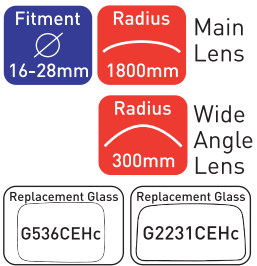
4 way mirror adjustment switch (both sides). Complete with 2 metres of cable
Dimensions: 47mm x 38mm to fit hole 44mm x 33mm



Twin Lens, Powered and Adjustable Mirrors


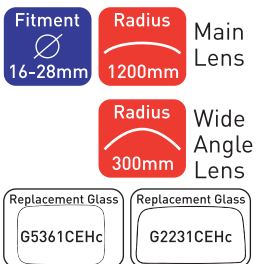
M923CEH

e11 II IV 03*6641



M9231CEH

e11 II IV 03*6642




Both versions are hand adjustable & heated

Please ask if a 12v model is required

M926CE

E11 II, III & IV 048173



M926CE - Manually adjustable

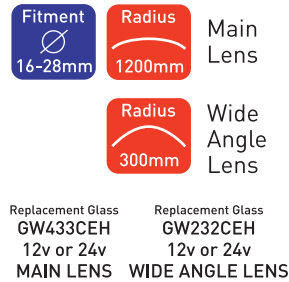
M926CEH - Manually adjustable and 24v heated

M926CEH-12 - Manually adjustable and 12v heated

Requires the Y3098 cable to run power to the mirror

M925CEH

E11 II, III & IV 048173



M925CEH-24 - 24v Power adjustable and heated

M925CEH-12 - 12v Power adjustable and heated

Y2678 switch and 2 x Y3107 are required to adjust/power the M925 series mirrors

Y2678



12-24 volt switch to operate 2 x twin lens mirrors, with 2 metre cable

Y3107



6 pin male round plug with 3.5m wire for use with M925CEH mirrors. Two cables required for each mirror

Y3098



2 pin male plug with 1.5m wire for use with M926CEH mirrors. One cable required for each mirror

Main Mirrors - Classes II & III

M2000CE

e11 III 03*6624

Fitment	Radius
10-20mm	1200mm

Replacement Glass
G200CE

M2000FE

e11 III 03*6624

Fitment	Radius
10-20mm	Flat

Replacement Glass
G200FE



M440CE

e11 II & III 03*6619

Fitment	Radius	M440CE
10-20mm	1200mm	Yellow

Replacement Glass	UNBREAKABLE MIRRORS
G410CE	

M440CEB

e11 II & III 03*6619

Fitment	Radius	M440CEB
16-28mm	1200mm	Yellow

Replacement Glass	UNBREAKABLE MIRRORS
G410CE	



M5000CE

e11 III 03*6623

Fitment	Radius
10-20mm	1800mm

Replacement Glass
G500CE

M5000FE

e11 III 03*6622

Fitment	Radius
10-20mm	Flat

Replacement Glass
G500FE



M450CE

II 46R 048749

Fitment
10-20mm

Radius
1200mm

Replacement Glass
G450CE



M450CEB

II 46R 048749

Fitment
16-28mm

Radius
1200mm

Replacement Glass
G450CE



M450CE-42 model for 25-42mm diameter mirror arms also available.
This may be subject to minimum quantities

M545CE

e11 II 03*6287

Fitment
10-20mm

Radius
1800mm

Replacement Glass
G545CE



M545CEB

e11 II 03*6287

Fitment
16-28mm

Radius
1800mm

Replacement Glass
G545CE

M528CE

e11 III 03*6126

Fitment
16-28mm

Radius
1800mm

Replacement Glass
G528CE



Main Mirrors - Classes II & III

M610CE

e11 II 03*6643

Fitment

16-28mm

Radius

1800mm

M610CE
Yellow

Replacement Glass

G610CE

M6101CE

e11 III 03*6644

Fitment

16-28mm

Radius

1200mm

Replacement Glass

G6101CE



Heated version available,
may be subject to minimum quantity

M640CEB

II 46R 048750

Fitment

16-28mm

Radius

1200mm

Replacement Lens

G640CE



Wide Angle Mirrors - Class IV, V & VI


M430CE

e11 IV 03*6404



M430CEB

e11 IV 03*6404



M430CEA1

e11 IV 03*6404



The M430CEA1 comes complete with the S1090 arm.




S1090

Arm Only


M4402CE

e11 IV & V 03*8012



M4402CEB

e11 IV & V 03*8012



M435CE

e11 IV & V 03*6588




M435CE- Stud

e11 IV & V 03*6588



M455CE

IV 46R 048748



M455CEB

IV 46R 048748





MX943

Fitment
10-20mm

Radius
100mm



M435CEA2

e11 IV & V 03*6588

Radius
300mm


Replacement Glass
G435CE



Mounting bracket has two M6 slots that fasten at 40-60mm centres

MX943A2

Radius
100mm



Mounting bracket has two M6 slots that fasten at 40-60mm centres

S1230

This mirror arm can be used for mounting mirrors onto a horizontal or vertical surface. Adjust the arm to the correct angle and then tighten the bolt in the bracket to create a stable mounting point for your mirror.



M235C

Fitment
M6 Stud


Radius
200mm





M245C-42

Fitment	Radius
25-42mm	450mm



This mirror is available with different radii of glass - may be subject to minimum quantities.

M560C-42

Fitment	Radius
25-42mm	450mm



This mirror is available with different radii of glass - may be subject to minimum quantities.

Safety Mirrors

M5601CE

e11 VI 46R 048505



M5601CEA

e11 VI 46R 048505



"B" versions of both mirrors are available with a clamp that fits 16-28mm diameter mirror arms

MX635CE

e11 VI 03*6343



MX6351CE

e11 IV & V 03*6343



Unbreakable lens

"B" versions of both mirrors are available with a clamp that fits 16-28mm diameter mirror arms.

MX943

Unbreakable lens



MX5601CE

e11 VI 46R 048505




Subject to quantity the MX5601CEB version, with a clamp for 16-28mm diameter arms is available
Also the MX5601CE-42 which fits directly onto arms up to 42mm in diameter

MX948

Unbreakable lens

Fitment
10-20mm

Radius
150mm

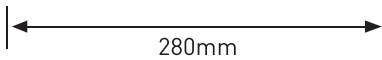


MX948B

Unbreakable lens

Fitment
16-28mm

Radius
150mm



MX950-Tunnel

Unbreakable lens

Fitment
19mm Stem


Radius
125mm - 185mm

MX951-Tunnel

Unbreakable lens

Fitment
19mm Stem

Radius
125mm - 185mm



MX950-Stud

Unbreakable lens

Fitment
3/8" UNC STUD

Radius
125mm - 185mm

MX951-Stud

Unbreakable lens

Fitment
3/8" UNC STUD

Radius
125mm - 185mm




MX952

Unbreakable lens

Fitment
Twin Stud at 115mm

Radius
200mm



MX950B and MX951B versions come complete with clamp for fitment to 16-28mm diameter mirror arms

S1413

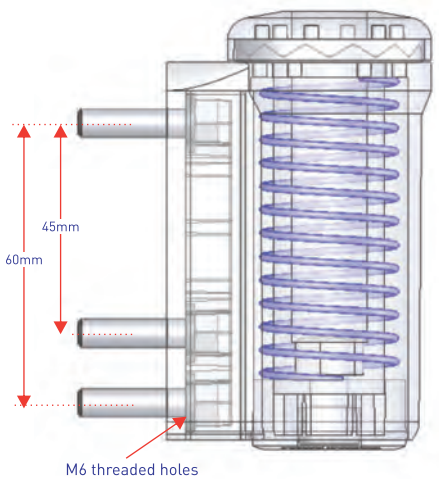
Arm only

Bracket for mounting the MX952 onto arms of 28mm diameter.
Two pieces required per mirror.



Mirror Arms S900

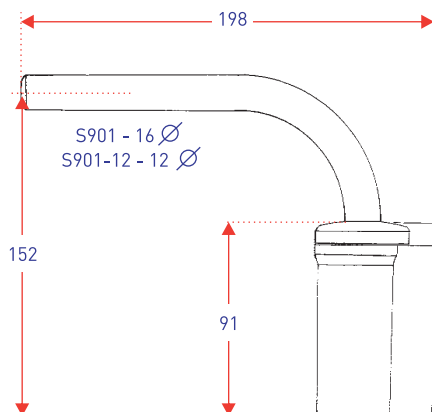
Ashtree's S900 series of arms are designed to be both strong and flexible. The main body is moulded from a high impact polymer for greater strength, less vibration and a lower weight but the arms have two sets of opposing teeth made of zinc. This design feature helps to reduce wear between the two surfaces when the arms index. Most other mirror arms index at 45 degree increments, at best, but the S900 range adjust at 20 degree increments. This helps obtain the best possible viewing position for the mirror. Mounting the mirror couldn't be simpler. There are three M6 threaded holes set at either 45mm or 60mm centres or part number Y2089 can be used to mount them externally.



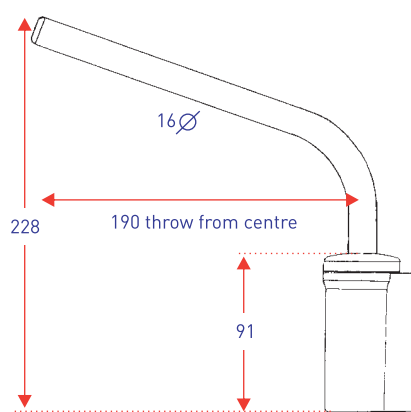
Individual arms S907L & S907R

M5000CE-S907L
M5000CE-S907R

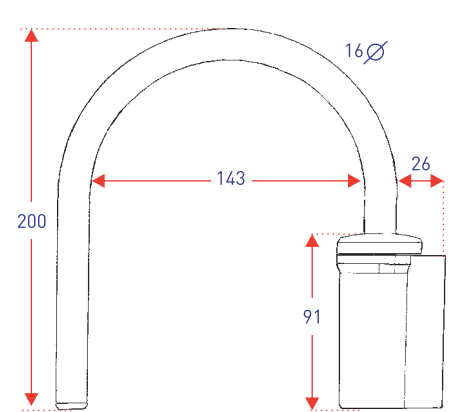
The S900 series of mirror arms are protected by UK patent GB2474435B



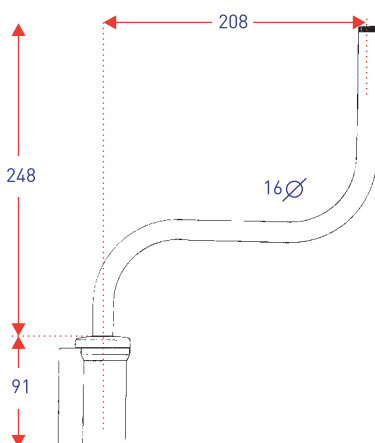
S901 & S901-12



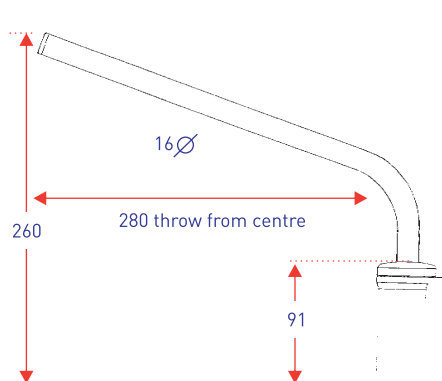
S902



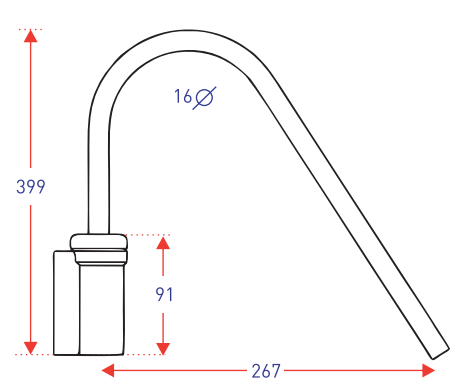
S903



S904



S905



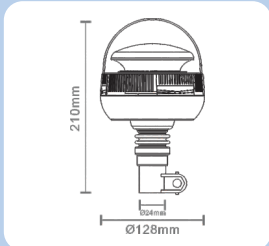
S920

The Pro-First range of beacons are Reg 10 & Reg 65 approved unless otherwise stated. They have been tried and tested across Europe for several years and have proved to be a great success.



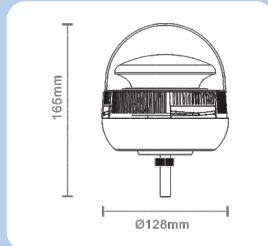
AVS-BEA200

200 Series LED Beacon
Flexi DIN mount
12/24V
REG 10 & Reg 65 approved



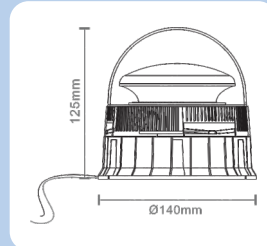
AVS-BEA201

200 Series LED Beacon
1 Bolt mount
12/24V
REG 10 & Reg 65 approved



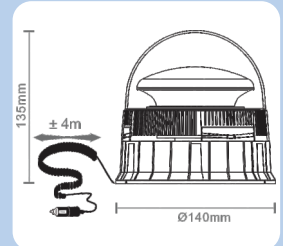
AVS-BEA202

200 Series LED Beacon
3 Bolt mount
12/24V
REG 10 & Reg 65 approved



AVS-BEA203

200 Series LED Beacon
Magnetic mount
12/24V
REG 10 & Reg 65 approved



S900-DIN-Ver



S900-DIN-Hor

Designed for fitment on vertical or horizontal surfaces, these beacon mounts fasten on 2 x M6 threads at 60mm centres. They adjust at 20° increments and are ideal for preventing damage to beacons in transportation. They can be supplied with Ashtree AVS-BEA200, AVS-TMA300 or as a separate part

The Mighty Atom

The mini light with mighty performance

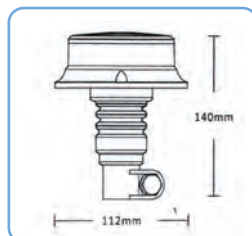
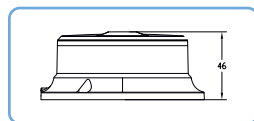
The TMA series is compact in size and offers a unique solution for restricted access mounting or where product vulnerability might be an issue. Whilst TMA may be small it delivers on lighting performance meeting the stringent ECE Reg 65 lighting regulation. This is achieved by using 18 x 1 watt LED emitters producing an outstanding warning light output.

Part numbers:

AVS-TMA 200 - Magnetic
AVS-TMA 100 - Flexi DIN
AVS-TMA 300 - 3 bolt fixing

Specification:

- ECE Reg 65 approved
- Max Current; 1.7amp @12v, 0.85amp @24v
- IP 67 rated
- Reg 10 approved
- 18 LED 1Watt emitter
- Voltage 9-30v
- Multiple amber flash patterns including double, quad & quint flash



Seat Belts, Kits and Beacons

Fixed and flexible green seat belts, complete kits and a wide range of DIN connectors for all installations.



Fixed Kit - AVS-GBK1

1 x AVS BEA 200-GRN - Green Flex DIN beacon
1 x AVS SBLT100 Fixed connection seat belt
1 x AVS DIN102 Screw thread mount DIN connection



Flexi Kit - AVS-GBK2

1 x AVS BEA 200-GRN - Green Flex DIN beacon
1 x AVS SBLT105 Flexible connection seat belt
1 x AVS DIN102 Screw thread mount DIN connection

AVS-SBLT100

Seat belt fixed



AVS-SBLT105

Seat belt flexi



AVS-BEA200-GRN

200 Series LED Beacon
Flexi DIN mount
12/24v R10 Green

DIN Connectors

Ashtree DIN Connectors for use with Flexi Din Beacons



adaptor for
green & amber
beacons

AVS-DIN101

Stem fitted



AVS-DIN102

Threaded end



AVS-DIN103

2 point horizontal
fitting



AVS-DIN104

2 point "L" bracket
vertical fitting



AVS-DIN105

2 point 'U' bracket for
vertical fitting

AVS-TPD100

Twin pin DIN connector
for mounting 2 beacons.
Ideal for when an amber
and green beacon are
required for site safety.



AVS-DIN106

2 point 'U' bracket for
vertical fitting



AVS-DIN107

3 point circular
bracket for horizontal
fitting



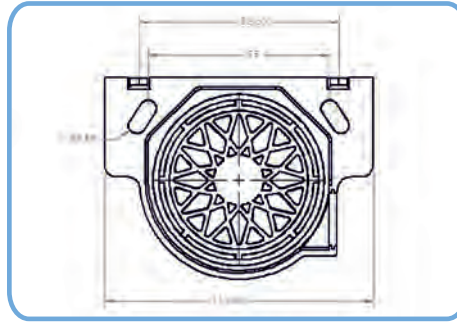
AVS-DIN108

2 point fixing with
folding bracket

AVS ALARMS

Specification:

- Multi voltage 12-24v
- Comes with 300mm flying lead
- Reg 10 approved
- IP67 rated
- Fits industry standard mounting
- Beep Beep, Multi frequency or talking versions available
- Size w11 x h8 x d4.5cm



AVS ALARM100	12-100 Volt Reverse Alarm 97dBa
AVS ALARM200	12-24 Volt Reverse Alarm 97dBa Reverse twice
AVS ALARM300	12-24 Volt Multi-frequency Reverse Alarm 88dBa
AVS ALARM400	12-24 Volt Multi-frequency Reverse Alarm 88dBa Reverse twice
AVS ALARM500	12-24 Volt Multi-frequency Reverse Alarm 92dBa
AVS ALARM600	12-24 Volt Talking alarm "Warning this vehicle is reversing"





are proud to supply:

LIEBHERR



BUS & COACH




**WACKER
NEUSON**



MULAG


Mecalac



**ALEXANDER
DENNIS**



PowerBully



EGHOLM



Ashtree would like to thank the customers above for permission to use their logos.

Ashtree Works, Brownroyd Street, Bradford, BD8 9AF, UK.

Tel: (0)1274 546732

Email: sales@avsuk.co

www.avsuk.co

© Ashtree Visions & Safety 2024 - rev 1



Certificate Number 21627



Certificate Number 21627

